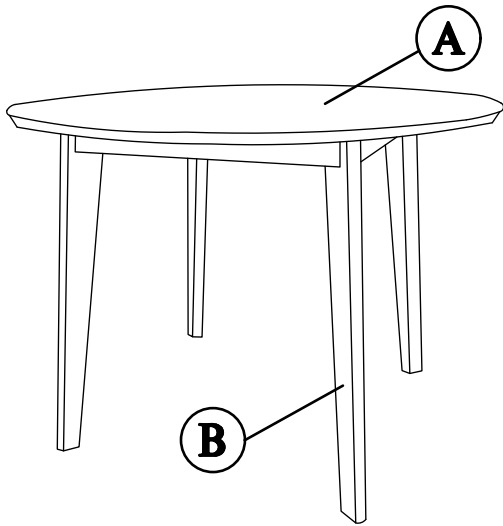


ASSEMBLY INSTRUCTIONS





MODEL: VENO ROUND TABLE

Important note :

- * Place all wooden parts on a clean and smooth surface such as a rug or carpet to avoid the parts from being scratched.
- * Before you begin, kindly follow the assembly instructions step by step.



Part List		
No.	Description	Qty
A	Table Top	1 pc
B	Table Leg	4 pcs

Hardware List		
No.	Description	Qty
C	M8 x 60mm JCBB Bolt 	8 pcs
D	5/16 Spring Washer 	8 pcs
E	5/16 Flat Washer 	8 pcs
F	M5 Allen Key 	1 pc

Step 1

